



PlexiDor Performance Pet Doors
Product Catalogue



"For more than 27 years, we have manufactured PlexiDor Performance Pet Doors. Throughout our company's history, our product development team has worked closely with pet owners around the world to design and engineer a strong, safe, energy efficient and dependable product designed for years of trouble free use. " *Joseph V. Ambrose, President of Pet Doors USA, Inc.*

A New Era of Innovation

Freedom and Peace of Mind

Your family will enjoy the freedom and peace of mind that a PlexiDor Performance Pet Door will provide. Like freedom from the worry of damage to your floors and carpets. Or, peace of mind knowing your pet will have safe and easy access to the outdoors and the added health benefits of fresh air and exercise. Your pet will love the freedom to relieve themselves when they need to; while you are away at work during the day or without interruption in the evening when you are at home relaxing.

Never Buy Replacement Flaps Again

PlexiDor Pet Doors do not require costly vinyl replacement flaps. The unique shatter resistant dual thermo pane panels open and close with a gentle push and automatically close tight without banging. Each panel has been rigorously tested to withstand the harshest outdoor conditions.

Highest Level of Energy Efficiency

Each PlexiDor is engineered with features designed to save energy. Like dual thermo pane, shatter resistant panels lined with industrial grade weather seal on all four sides – top, bottom, left and right. The panels are designed to reduce heat loss. Your pet will love the quiet, smooth and safe doors and you'll love seeing a lower energy bill.

Added Security Features

PlexiDor Performance Pet Doors come with a lock, key and steel security plate. Simply turn the key to lock the door at night. And when leaving for an extended period or while on holiday, add the steel security plate. No other pet door provides the security of a PlexiDor Performance Pet Door.

Colour Choices for Your Living Space

PlexiDor offers three elegant colours to complement your home; Silver, White, or Bronze. White and Bronze frame finishes are baked on the interior and exterior frames for increased durability which hold up better than a plastic frame or painted surface. A PlexiDor Pet Door is by far the best looking pet door you will ever install in your home.

PlexiDor **Energy Savings**

Installing a PlexiDor Performance Pet Door into your home could save you as much as 10% off your energy bill.



Each time you open the door to let your dog out, your **HEATING** escapes. This means you pay more for your energy every month! Installing a PlexiDor can save you money! Review the chart below to determine your estimated annual savings.

Your Average Monthly Energy Bill:	Annual Amount Spent	5 Year Total	5% Savings	7% Savings	10% Savings*
£100	£1,200	£6,000	£300	£420	£600
£150	£1,800	£9,000	£450	£630	£900
£200	£2,400	£12,000	£600	£840	£1,200

* Average total savings in 5 years / 60 months

Saving 10% per month could save you £900 in just 5 years.

Above estimate is based on:

An average autumn/winter temperature of between 0C and 7C degrees with a household temperature of 22C degrees.

Above results typical of PlexiDor owners and are based on 27+ years of worldwide customer testimonials.

Actual results may vary based on household insulation, roof and window type, age and size of home.



White Finish

The aluminium trim prevents damage to the panels from chewing which sometimes occurs with larger dog breeds.

The panels on the PlexiDor PD DOOR XL and PD WALL XL units are manufactured using a solid 1 cm sheet of high impact acrylic instead of the thermo-pane panel design. This makes the panels virtually indestructible for larger dogs up to 100 kgs. The panels also come equipped with factory installed chew proof aluminium trim around all four edges and on both sides of each panel.



"I have been very impressed and pleased with the PlexiDor I purchased from your company. Having 9 large Labradors, it really has been put through its paces. It is quiet, weatherproof and very strong. I have had dog flaps in the past and found them to be noisy and not very strong. I was fed up and much poorer as I had to keep replacing them. But my PlexiDor has really stood the test of time."

Mrs. H. Southampton

Item	Frame Colours	Opening Dimensions	Cut Hole	Overall Dimensions
PD DOOR XL	Silver/White/Bronze	406 mm W x 603 mm H	457 mm W x 635 mm H	521 mm W x 679 mm H
PD WALL XL	Silver/White/Bronze	406 mm W x 603 mm H	470 mm W x 673 mm H	521 mm W x 730 mm H

Dogs up to 45 kg

PlexiDor **Large**

PlexiDor Pet Doors do not require costly vinyl replacement flaps. The unique shatter resistant dual thermo-pane high impact acrylic panels open and close with a gentle push and automatically close tight without banging. Each panel is lined around all four edges with snug fitting, high density, industrial nylon pile weather seal to provide superior draught-control. When closed, the panels reduce heat loss.



Silver Finish

"I purchased a large PlexiDor dog door and must tell you how overwhelmingly pleased I am at the quality of the product (the service and fast delivery too!) ... My two German Shepherds have learned to use it in 30 seconds... I'm just happy that I don't now have to get stressed when I am late home from work that someone might have got 'caught short'. I have had doggy doors in past properties but they were noisy and 'looked cheap'. I am so pleased I spent a little extra this time for my new house and now have a doggy door that is quiet, functional, robust and looks good too!"

Karen Smith - Herts

Your pet will love the smooth, quiet and safe doors
and you'll love seeing a lower energy bill.

Item	Frame Colours	Opening Dimensions	Cut Hole	Overall Dimensions
PD DOOR LG	Silver/White/Bronze	298 mm W x 406 mm H	362 mm W x 451 mm H	419 mm W x 489 mm H
PD WALL LG	Silver/White/Bronze	298 mm W x 406 mm H	368 mm W x 483 mm H	419 mm W x 540 mm H

Dogs up to 18 kg

PlexiDor **Medium**

Your family and your pet will enjoy the freedom and peace of mind that a PlexiDor Performance Pet Door will provide. Like freedom from the worry of damage to your floors and carpets. Or, peace of mind knowing your pet will have safe and easy access to the outdoors and the added health benefits of fresh air and exercise.



Bronze Finish



"I used other doors in the past, most were just very large cat flaps and thus totally inept for 4 Rotties wandering in and out all of the time. This product is different! It works and continues to work. My dogs love it and I love it!"

Monika Weisenthal - Bristol, UK

Your pet will love the freedom to relieve themselves when they need to; while you are away at work during the day or without interruption in the evening when you are at home relaxing.

Item	Frame Colours	Opening Dimensions	Cut Hole	Overall Dimensions
PD DOOR MD	Silver/White/Bronze	229 mm W x 305 mm H	292 mm W x 343 mm H	349 mm W x 394 mm H
PD WALL MD	Silver/White/Bronze	229 mm W x 305 mm H	302 mm W x 387 mm H	349 mm W x 445 mm H



White Finish

A single panel design, PD SMALL units open from left to right with precision smoothness. Even the smallest kitten or puppy can easily push open the door.

All four edges of the single high impact acrylic panel are equipped with the same high density, industrial nylon pile weather seal as the larger units and provides the same level of energy efficiency.

The spring loaded 4-way lock can be set to IN ONLY, OUT ONLY, IN AND OUT or LOCKED. Simply turn the knob to set. PD SMALL units do not come with a steel security plate.



"Peace of mind at last! If only I had bought a PlexiDor first instead of the other cheap rubbish I would have saved pounds."

Miss P.
South Wales, UK

Item	Frame Colours	Opening Dimensions	Cut Hole	Overall Dimensions
PD DOOR SM	Silver/White/Bronze	165 mm W x 184 mm H	216 mm W x 216 mm H	254 mm W x 254 mm H
PD WALL SM	Silver/White/Bronze	165 mm W x 184 mm H	216 mm W x 257 mm H	254 mm W x 305 mm H

PlexiDor® Performance Pet Doors

Doors Open and Close Easy

Large and small pets can use the same door. Panels open smoothly with a gentle push and close automatically. Heavy duty springs are concealed within the main frame. Doors close quietly without banging. Won't disturb you or frighten your pet.

See-Through Shatter Resistant Panels

Rigid, high-impact, shatter-resistant panels do not require costly vinyl replacement flaps. Panels are insulated, lightly tinted yet see-through creating a window for your pet.

Highest Energy Efficiency

Panels are moulded to form a "double glazing" effect for excellent insulation. Both panels are lined on all four sides with high-density nylon pile weather seal to provide superior draught-control. Doors close tight keeping the heating inside your home. Saves money on your energy bill every month.

Heavy Duty Hardened Aluminium Frames

Anodised aluminium interior and exterior frames won't rust, bend, crack, or warp. Attractive silver finish, baked-on white or bronze finish. Extremely durable and look great in your home.



90 Day Money Back Guarantee

If you are not completely satisfied with your purchase, just return it to us and we will refund the purchase price in full.

Shipping charges are not refundable.

Features and Benefits



Secure with Cylinder Lock and Steel Security Plate

Keeps out unwanted guests. Insert the key to lock or unlock the door. Apply the steel security plate when leaving for an extended period.

The PlexiDor Performance Advantage

- ▶ Never purchase replacement flaps again
- ▶ Highest energy efficiency saves money on your energy bill every month
- ▶ Secure with lock and steel security plate
- ▶ Peace of mind
- ▶ Freedom for both you and your pet
- ▶ Enjoy undisturbed sleep or uninterrupted family or TV time
- ▶ No more accidents or mess
- ▶ Manufactured in the USA
- ▶ Stocked in the UK



5 Year Residential Warranty

PlexiDor is covered by a 5 year limited residential warranty. Any defective part will be repaired or replaced without expense including standard shipping service for 5 years from date of purchase. Labour is not covered.

PlexiDor **Electronic Pet Door**

When the pet door application at your home requires the ultimate in convenience and security, the PlexiDor PDE Electronic Pet Door is the choice of pet owners Worldwide. The composite panel slides up and down like a mini electronic garage door and acts as a security door when inactive.

Using state-of-the-art RFID technology, the sensor reads the pre-programmed code to automatically open and close for your pet only — keeping other animals outside.

The waterproof collar key weighs just 11.3 grams and snaps onto your pet's collar. The unit is adjustable to control how long the door remains open. The PlexiDor PDE plugs into a standard household plug or can be hard wired. Easy to programme and even easier to use, the PlexiDor PDE will provide years of enjoyment for your family and pet.



White Finish



"This is the best thing we have ever, ever bought for our dogs. It is worth its weight in gold as the Collies can come and go from the garden as often as they need to. We used to leave the side door open, but that was a bit risky and very draughty. Now we feel secure and confident that the dogs can get out and also the kitchen is no longer cold all day. Brilliant product"

Accommodates Dogs up to 57 kg and all Cats.

Item	Frame Colours	Opening	Cut Hole	Interior	Exterior
PDE DOOR LG	White/Bronze	324 mm W x 508 mm H	362 mm W x 546 mm H	435 mm W x 1387 mm H	432 mm W x 610 mm H
PDE WALL LG	White/Bronze	324 mm W x 508 mm H	362 mm W x 584 mm H	435 mm W x 1387 mm H	432 mm W x 660 mm H

Choosing the right size PlexiDor

Pets don't have the same door requirements as humans. The pet door opening does not have to fit the pet from their paws to the top of their head. The pet will lift its legs when going through, and duck their head as they push the door open. The top of the opening should be positioned just above the pet's shoulder.

Size Chart



Small



Medium



Large



Extra Large

Door Size	Dog Weight	Opening Width	Opening Height	Breed Size Examples
Small	Dogs up to 4 kg Cats up to 11 kg	165 mm	184 mm	Cats, Chihuahuas, Pomeranians, Papillours, Yorkies, Maltese and Japanese Chins
Medium	Up to 18 kg	229 mm	305 mm	Poodles, Corgis, Dachshunds, Beagles, Pekingese, Shelties, Schnauzers, Cocker Spaniels and most Terriers
Large	Up to 45 kg	298 mm	406 mm	Labradors, German Shepherds, Golden Retrievers, Boxers, Collies, Setters, Bulldogs, Pointers and Dobermans
Extra Large	Up to 100 kg	406 mm	603 mm	Great Danes, St. Bernards, Rottweiler, Old English Sheepdogs, Newfoundlands, Irish Wolfhounds and Great Pyrenees
Electronic	Up to 57 kg All Cats	324 mm	508 mm	Large breed examples as listed including Malamutes, Weimaraners, Rhodesian Ridgebacks and all Cats

Choose DOOR or WALL Installation. Colours available: **Silver, White and Bronze.**

Installation Height

The mounting distance from frame to floor.

Important: These suggested measurements are only a guide.

Make sure the pet door is installed so that the opening for the pet is at least 2 inches above the pet's shoulder.

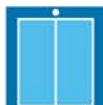


From bottom of frame

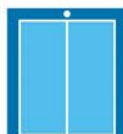


To floor

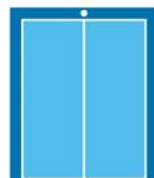
Small
50-100 mm



Medium
50-150 mm



Large
200-250 mm



Extra Large
300-350 mm

PERFORMANCE PET DOORS

PD WALL units can be installed into stud, brick, block or cement walls up to 305 mm thick.



Aluminium Tunnel

The bottom tunnel section is sloped to prevent water from entering. The tunnel will not rust, has no sharp edges and is easy to keep clean.



Each wall unit includes an aluminium tunnel that connects the interior and exterior frame. The tunnel materials ensure a professional fit and finish that provides a quality appearance for your home.



Exterior View (outside of home)



Interior View (inside of home)

The PlexiDor WALL Unit won't rust, has no sharp edges and is easy to clean.

Producing a safe and secure dog door for you and your family is our highest priority. Each door comes with a lock and key and added steel security plate (except size Small) making it virtually impossible for an intruder to enter your home.

Lock and Key

PlexiDor PD DOOR and PD WALL units come with a lock and two keys. The lock features a steel cam inside a hardened metal cylinder. Just turn the key to lock or unlock the door and keep unwanted guests from entering your home.

Steel Security Plate

The steel security plate is included with each PD DOOR or PD WALL unit (except size Small) and can be installed when leaving your home for an extended period. If using the security plate daily, purchase the PlexiDor Sliding Track with Flip Lock accessory for added convenience.



Steel Security Plate Installed



Sliding Tracks with Flip Lock

Accessory for Steel Security Plate

Whether you leave your home for an extended period or want added security every day, the sliding track accessory makes it easy. Simply attach the left and right tracks to the interior frame and slide the steel security plate down the track into place.



Security plate slides into place



Flip lock feature



Secure the plate with the handy flip lock feature and you're finished. Tracks are made of strong, durable aluminium. Choose from Silver, White or Bronze in sizes Medium, Large or Extra Large. Hardware included, installs in minutes.

Pet Door Awning

The PlexiDor Awning prevents rain, sun, snow and wind from entering through a pet door. This attractive and durable awning is made of aluminium with a baked-on finish. It is a one size fits all design for the PD DOOR, PD WALL, PDE DOOR and WALL units.

The dimensions are: 600 mm wide by 425 mm deep. Available in White (Item: AWNING WH) or Bronze (Item: AWNING BR). Installation instructions are included with each unit.



Ask us about our PlexiDor accessories.

PlexiDor **Frequently Asked Questions**

What are the differences between a vinyl flap door and a PlexiDor Performance Pet Door?

Vinyl flap doors ("mud flaps") require replacement of the flap when they wear out, sometimes once or twice a year. The flap may turn yellow, dry out or crack and eventually fall apart. Some dogs will chew the flap. Vinyl replacement flaps cost anywhere from £10 to £100 depending on the size and manufacturer. Most flap doors use magnets to attach the flap to the plastic frame. If the flap shrinks from UV sunlight, the magnets may not connect and seal the opening properly, which will increase the cost of heating your home.

Will a pet door compromise the security of my home?

PlexiDor comes equipped with a lock and 2 keys plus a steel security plate. You can lock the door from the inside whenever you like and attach the steel security plate when leaving your home for extended period. Since the interior and exterior frame of the PlexiDor is hardened aluminium, this adds strength to the entire design and makes it virtually impossible for an intruder to get past. The small PlexiDor unit for cats and small dogs up to 4 kilograms does not come with a security plate since the opening is so small and an intruder cannot fit through it. PlexiDor also manufactures a sliding track accessory that screws into the interior frame and makes it easy to apply the steel security plate.

Where in my home can a PlexiDor pet door be installed?

PlexiDor pet doors can be installed in doors, walls or a sliding glass patio panel. Wall units can be installed into a wall up to 305 mm thick and come with an aluminium tunnel kit that connects the interior and exterior frame. Chances are if you already own another brand of pet door, the existing cut opening can be used to install the PlexiDor with only minor modification.

Is it difficult to teach my dog to use the pet door?

Most pets learn in 5 seconds to 5 days. To help your pet get comfortable using the PlexiDor, try propping open one side and entice your pet through with a treat. Do this several times in succession. Then close the pet door and entice the pet through several more times. For dogs, all of this is usually accomplished in 20 minutes or less. Cats may take a little longer. For an added incentive with cats it is best to put something they want on the other side of the pet door, like their food bowl or litter box.

What kind of warranty does PlexiDor come with?

PlexiDor comes with a 5 year warranty and a 90 day money back guarantee. If you are not completely satisfied with your purchase, just return it to us and we will refund the purchase price in full. Shipping charges are not refundable.

Will I ever need to replace anything on a PlexiDor pet door?

About every 5 to 8 years, the industrial weather seal will need to be replaced. Depending on the size of the PlexiDor, the weather seal kits retail between £8 and £15. One kit will cover both saloon style panels and is easy to install. If a problem ever occurs, replacement parts are easy to get.

Thank you for your interest in PlexiDor Performance Pet Doors.

To find out more about our products, go to www.dogdoors.co.uk. Be sure to help a friend by sending them to www.dogdoors.co.uk.

Call:

01241 830421 or 07947 847922

Email: sales@dogdoors.co.uk

Visit: www.dogdoors.co.uk

Pet Doors UK

Bayside

Lunan Bay

Angus DD11 5ST



Visit Us At:

www.dogdoors.co.uk



© 2014 PDUSA, Inc. All rights reserved. (02/14) Printed in USA.
Specifications, appearance and features of items in this catalogue may change without notice.

Share this catalogue with a friend.